

Display Mount Guide








Versatile Mounting Solutions for Every Application

InFocus mounts, stands, and display carts are designed for security, easy installation, and a range of uses in different meeting room spaces—from classrooms to conference rooms, and more. Select the option that best fits your display.

Mobile Carts

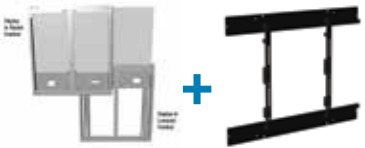





Choose a mobile cart to easily move your display where it's needed most. Our smooth rolling casters and angled base enable effortless positioning, even in corners.



Panel Size	Up to 125 lbs	Up to 200 lbs	Up to 300 lbs
Case	 <p>Adjustable Mobile Cart INF-LITECARTPRO-B</p>	 <p>Adjustable Mobile Cart INF-MOBCARTPRO-B</p>	 <p>Deluxe Mobile Cart INA-MCARTDX Camera and Accessory Shelf Included</p>
Accessories	 <p>Camera Shelf - Top or Bottom Mount INF-VIDSHELF2</p>	 <p>Pro Accessory Shelf INF-ACCYSHELFPRO-B</p>	

Lift Assist Adjustable Mounts

Choose the Lift Assist mount to enhance ADA compliance or accessibility for students of all sizes in K-12 classrooms.

Panel Size	Up to 154 lbs	Up to 209 lbs	Up to 280 lbs
Mount	 <p>Adjustable Mount INA-MNTBB70</p> <p>Vesa Mount INA-VESABB</p>	 <p>Adjustable Mount INA-MNTBB95</p> <p>Vesa Mount INA-VESABB</p>	 <p>Adjustable Mount INA-MNTBB138</p> <p>Vesa Mount INA-VESABBXL</p>
Add a Cart or Floor Support	 <p>Mobile Cart INA-CARTBB</p>	 <p>Floor Support for Non-Reinforced Walls (Maximum supported weight: 208lbs.) INA-SUPPORTBB</p>	 <p>Mobile Cart INA-CARTBBXL</p>

Wall Mounts

Choose a wall mount for a clean professional look that saves valuable space in the classroom or conference room.




Panel Size	Up to 125 lbs	Up to 200 lbs	Up to 250 lbs
Mount	 <p>Wall Mount INF-WALLMNT1</p>	 <p>Wall Mount INA-WALLMNT2</p>	 <p>Wall Mount INF-WallMNT3</p>
Add an Accessory	 <p>Camera Shelf - Top or Bottom Mount INF-VIDSHELF2</p>		

Motorized Carts

Designed for panels weighing up to 310 pounds, motorized carts help ensure ADA compliance and make adjusting the height of your display easier than ever. Adjust up to 26" vertically with the push of a button or program presets for quick adjustment.

- An anti-collision sensor immediately halts, then reverses, the display to avoid pinching fingers or damaging other technology
- Integrated storage space - 16 x 8 in (406 x 203 mm) - so PCs and power strips can be mounted securely and out of view
- Cable management channels allow clean and easy connection between the panel and internally mounted components



Panel Size	55" - 86"	
Mount	 <p data-bbox="1205 537 1472 586">Motorized Lift Assist Mobile Cart INF-MOTCART</p>	 <p data-bbox="1591 513 1976 586">Motorized Lift Assist Wall Mount INF-MOTWALL (INF-MOTFLOOR Floor Stand Option also available)</p>
Accessories	 <p data-bbox="1446 989 1671 1037">Top Mounting Camera Shelf INF-VIDSHELF</p>	

Contact your InFocus reseller
for more information, or visit www.infocus.com.